ORGANIC WASTE SHOULD NO LONGER BE CONSIDERED AS GARBAGE, BUT AS RESOURCES.

40% OF OUR WASTE IS COMPOSTABLE

60% OF QUÉBEC'S FOOD WASTE AND GARDEN WASTE COMES FROM THE RESIDENTIAL SECTOR

Open to see how composting comes naturally!

TIPS AND TRICKS

For more tips and tricks, visit **GENEDEJETER.COM**

HOW TO?

Avoid odors

Avoid putting large quantities of liquids (like sauce, yogurt or soup) in your kitchen mini bin.

Wrap your food waste in newspaper.

Clean your kitchen mini bin after each transfer in the brown bin.

Place your bin in the shade. If needed, rinse it with water.

Grasscycle by leaving grass clippings on the ground.

Avoid flies, worms and maggots

Wrap meat and dairy leftovers in many layers of newspaper and sprinkle the contents of your bin with baking soda.

Avoid rodents

Spread some menthol ointment around the bin's openings and air vents.

Prevent organic materials from freezing to the bottom or the sides of the bin

In winter, line the bin with a large paper bag or cardboard.

mrc La Haute-Yamaska Prospère de nature

MRC de La Haute-Yamaska
142, Dufferin
Granby QC J2G 4X1
450 378-9976, ext. 2231

WWW.GENEDEJETER.COM

ORGANIC
WASTE COLLECTION

A PRACTICAL GUIDE

INNÉ DE COMPOSTER
DEPUIS 2017
COMPOSTAGE HAUTE-YAMASKA

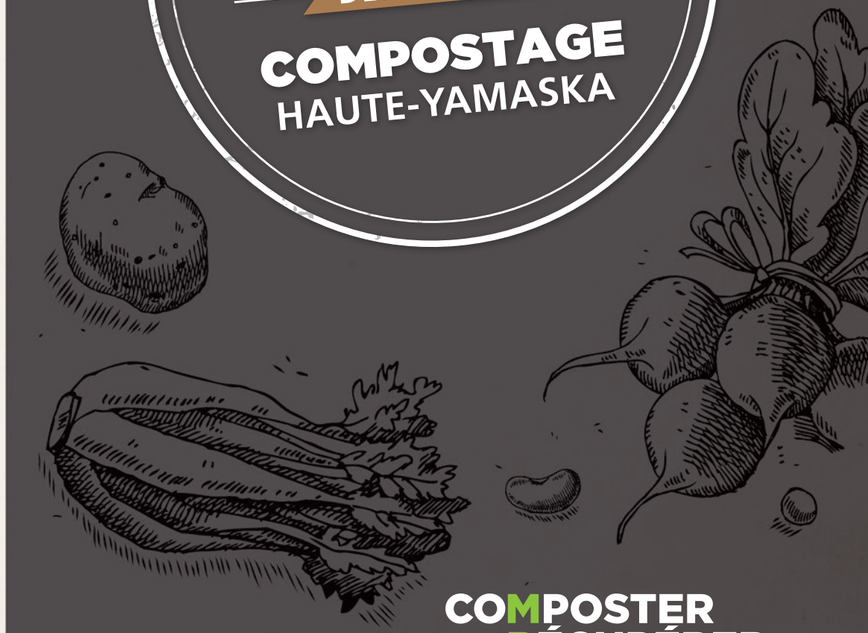

COMPOSTER
RÉCUPÉRER
RECYCLER
HAUTE-YAMASKA

ABOUT 30 YEARS AGO, 100% OF OUR WASTE HEADED FOR THE LANDFILL. FORTUNATELY, WE SEE THINGS DIFFERENTLY TODAY. THANK YOU.

FIER *DE RECYCLER* DEPUIS 1990 **RECYCLAGE** HAUTE-YAMASKA

1990: Implementation of the first curbside recycling program.

FUTÉ *DE RÉCUPÉRER* DEPUIS 2011 **ÉCOCENTRES** HAUTE-YAMASKA

2011: Opening of two ecocentres accessible to all residents of the MRC de La Haute-Yamaska.

INNÉ *DE COMPOSTER* DEPUIS 2017 **COMPOSTAGE** HAUTE-YAMASKA

2017: First phase of implementation of organic waste collection.

2019: Deployment of organic waste collection across Haute-Yamaska.

The brown bin builds a bridge between yesterday's good ways and today's challenges.

GÊNÉ *DE JETER* MAINTENANT **ZÉRO DÉCHET** HAUTE-YAMASKA

TO ASSESS JUST HOW FAR WE'VE COME, VISIT GENEDEJETER.COM.

WHAT GOES IN THE BROWN BIN?

1. THINGS YOU EAT
2. THINGS YOU GARDEN
3. SOILED PAPER AND CARDBOARD

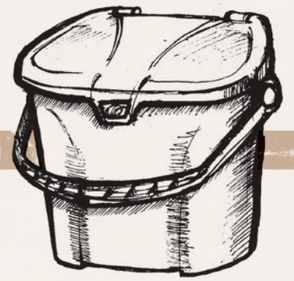

HOW TO START USING THE BROWN BIN

1. **Put the kitchen mini bin where it suits you best.**
On the counter, under the sink or where the garbage can was, there is more than one way to go. Find yours!

2. **Go at your own pace.**
Start by collecting coffee filters and coffee grounds, tea bags, eggshells, vegetables and fruit peels. Don't forget paper towels!

3. **Wrap food waste in newspaper to absorb humidity and help with odor control.**
Make a bundle and place it in the mini bin.

4. **Congratulate yourself and keep going!**
Go on to the next step and add table scraps and meat to your mini bin the same way.

ACCEPTED MATERIALS

Food waste

- Fruits, vegetables and their peels
- Bread, pastry and cereals
- Pasta, beans and rice
- Eggs and eggshells
- Coffee grains, coffee grounds and tea leaves
- Table scraps
- Meat and fish, including bones
- Dairy products
- Nut shells and fruit pits
- Corn cob
- Seafood, seafood shells and seashells
- Expired foods, without wrapping

Garden waste

- Flowers, grass, leaves and weeds
- Needles and pine cones
- Cedar hedge trimmings
- Bark, sawdust and wood chips
- Small branches

Large branches should be tied up together and placed on the curbside for the collection of bulky items or brought to the ecocentres.

Soiled paper and cardboard

- Pizza boxes
- Muffin cups
- Paper towels and tissues
- Coffee filters and tea bags
- Paper plates, napkins and tablecloths
- Parchment paper

Other materials

- Pet litter and excrement, in bulk or in a paper bag
- Hair and dust
- Wood toothpicks



Only paper bags are accepted in the brown bin.

REFUSED MATERIALS

Compostable bags and plastic bags are not allowed.

- Diapers and feminine hygiene products
- Coffee pods
- Single-use coffee cups and their lid
- Cotton balls and pads, wipes, and cotton swabs
- Glass
- Cigarette butts
- Painted and treated wood
- Tree stumps
- Dead animal, roadkills and butchering waste
- Paper and cardboard soiled with motor oil, paint or household hazardous products
- Dryer sheets
- Rocks and gravel
- All plastics, materials or bags, even those labelled biodegradable, oxobiodegradable or certified compostable.

Why are compostable bags not allowed?

Compostable bags take much longer to break down than organic waste and, therefore, will leave unwanted shreds in the compost. You have more questions? Visit **GENEDEJETER.COM.**